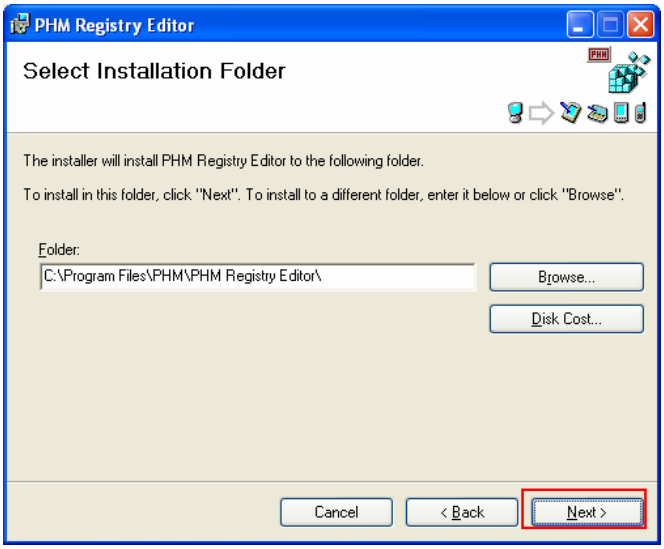
PHM Registry Editor
Select Installation Folder
The installer will install PHM Registry Editor to the following folder.
To install in this folder, click "Next". To install to a different folder, enter it below or click "Browse".
Folder:
C:\Program Files\PHM\PHM Registry Editor\
Browse...
Disk Cost...
Cancel
< Back
Next >

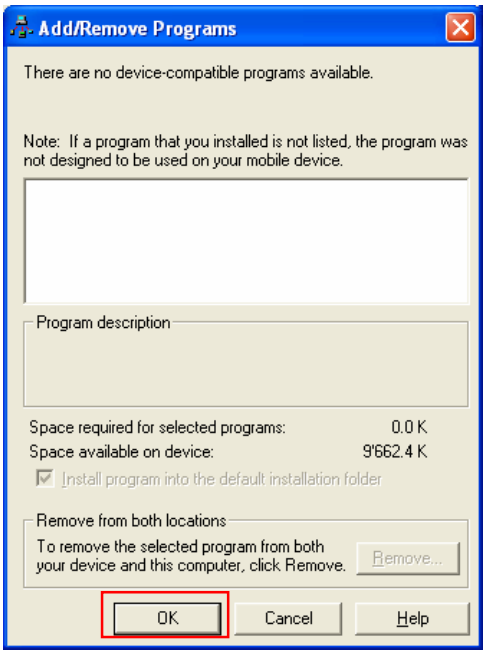
Add/Remove Programs
There are no device-compatible programs available.
Note: If a program that you installed is not listed, the program was not designed to be used on your mobile device.
Program description
Space required for selected programs: 0.0 K
Space available on device: 9'662.4 K
Install program into the default installation folder
Remove from both locations
To remove the selected program from both your device and this computer, click Remove.
Remove...
OK
Cancel
Help

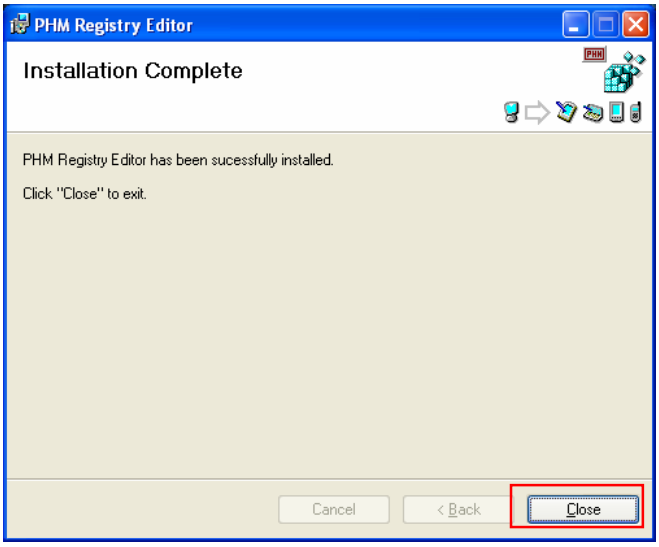
PHM Registry Editor
Installation Complete
PHM Registry Editor has been sucessfully installed.
Click "Close" to exit.
Cancel
< Back
Close